

Application note on bidirectional people traffic counting with Evo Swipe Plus



Technical support: terabee.com/support/
Sales and commercial support: terabee-sales@terabee.com

Contents

Contents	2
Introduction	3
Evo Swipe Plus Integration guidelines	4
Vertical mounting	4
Horizontal mounting	5
Threshold Parameters	6
Additional application use case hints	6

Introduction

This application note describes the usage of a Terabee Evo Swipe Plus for Bidirectional Traffic Counting applications. The recommendations thereafter will help you get the best out the Terabee Swipe Plus Sensor, when being used for Traffic Monitoring applications.

While being conceived as an all-in-one sensor to enable touchless interfaces and gesture recognition applications, the Evo Swipe Plus does count bidirectional people traffic in corridors and over a standard door entrance effectively.

Evo Swipe Plus Integration guidelines

1. Vertical mounting

The Evo Swipe Plus sensor FoV is adapted to cover single standard door widths (80-90cm).

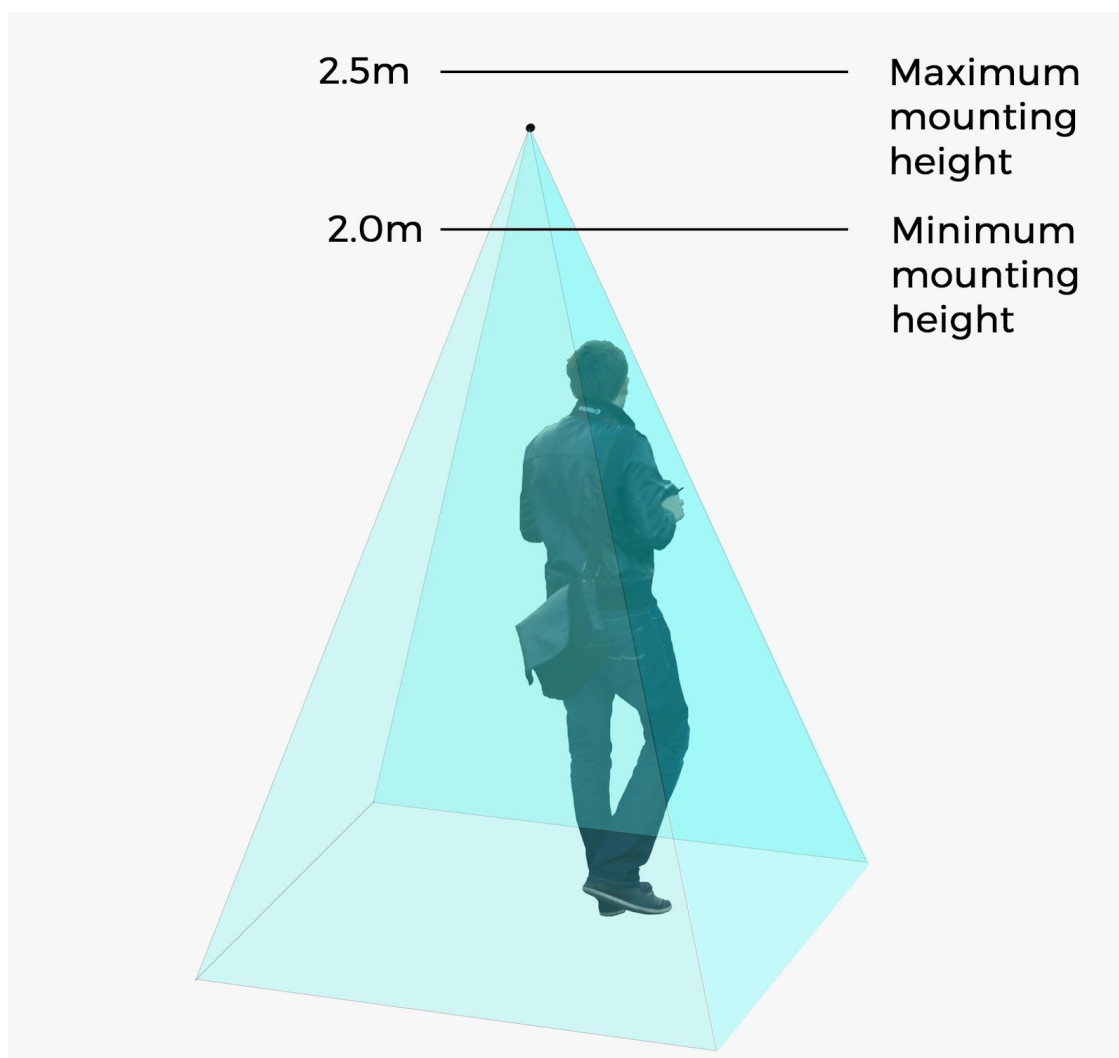
The sensor needs to be mounted flat on the surface it is fixed on, and be positioned perfectly perpendicular to the passage area.

The minimum validated mounting height of the sensor is 2.0 m from the ground

The maximal validated mounting height of the sensor is 2.5 m from the ground.

It is possible to change the maximum sensor range threshold according to your use case.

The sensor can only count one person passing at a time (meaning that two persons tailgating for example, will be counted as one).



2. Horizontal mounting

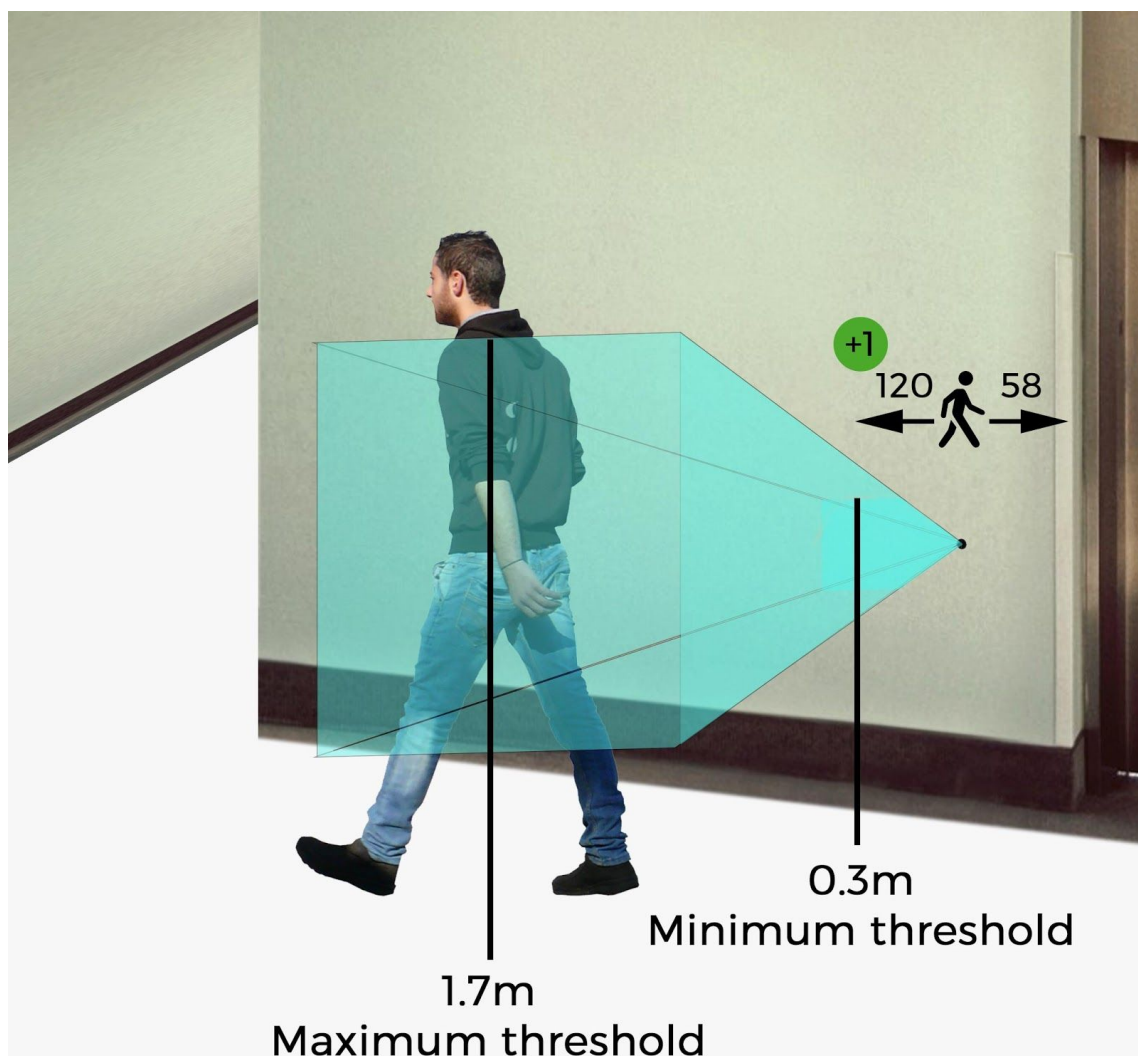
The Evo Swipe Plus sensor needs to be mounted flat on the surface it is fixed on and perfectly perpendicular to the passage area.

A minimum distance of 30 cm between the sensor and the passage is recommended (This value can be decreased on custom request).

It is possible to change the maximum sensor threshold to adapt it to your use case.

The maximal validated range of the sensor is 1.7m from the sensor.

The sensor can only count one person at a time. It means that two people walking side by side or crossing in front of the sensors will be counted as one.



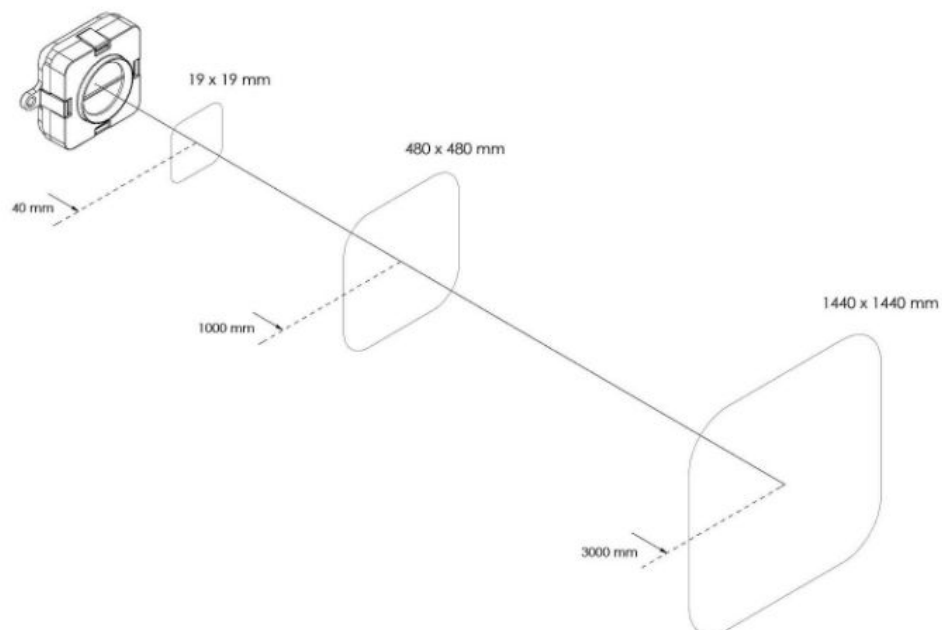
3. Threshold Parameters

- Maximum Threshold: Maximum distance (in cm) the sensor will count the person passing in. Can be set up with the Evo Swipe Plus GUI



Additional application use case hints

- 1) It is recommended to avoid putting objects in the sensor FoV.



- 2) Set Engagement time to 10 seconds and Disengagement time to 1 second if you do not plan to use this feature